












**Oakland County Medical Control Authority**  
**GENERAL TREATMENT**  
**SYNCOPE**

Initial Date: 8/31/2023

Revised Date:

Section 1-4

## **Syncope**

1. Assess for mechanism of injury, if trauma sustained, refer to **2.2 General Trauma-Treatment Protocol**.
2. Follow **1.1 General Pre-Hospital Care-Treatment Protocol**.
3. Pediatric patients ( $\leq 14$  years of age) utilize MI MEDIC cards for appropriate medication dosage. When unavailable utilize pediatric dosing listed within protocol.
4. Position patient
  - A. If third trimester pregnancy, position patient left lateral recumbent.
  - B. Supine for all other patients
-  5. Check blood glucose (may be MFR skill, see **7.21 Blood Glucose Testing-Procedure Protocol**)
6. If altered mental status perform stroke assessment and evaluate for stroke per **3.2 Stroke/Suspected Stroke-Treatment Protocol**
7. If altered mental status, refer to **3.1 Adult or 4.4 Pediatric Altered Mental Status-Treatment Protocol**.
-  8. For signs of dehydration or hypotension, administer **NS** or **LR IV/IO** fluid bolus (refer to **7.23 Vascular Access and IV Fluid Therapy-Procedure Protocol**).
  - A. Adults: up to 1 liter
  -  B. Pediatrics: up to 20 mL/kg
-  9. Hypotensive/dehydrated patients should receive additional IV/IO fluid boluses, as indicated by hemodynamic state.
  - a. Adults: repeat IV/IO fluid bolus to a maximum of 2 liters.
  -  b. Pediatrics: repeat dose of 20 ml/kg to a maximum of 40 ml/kg
  - c. Monitor for pulmonary edema.
  -  d. If pulmonary edema presents, stop fluids and contact Medical Control for direction.
-  10. Obtain 12-lead ECG (Per MCA selection, may be a BLS or Specialist procedure) follow **7.1 12 Lead ECG-Procedure Protocol**. If ECG indicates cardiac event or dysrhythmia, refer to appropriate Cardiac Protocol.
-   11. Contact medical control for additional IV fluids.

Protocol Source/Reference: Michigan 1.4 Syncope; Version 5/8/23